
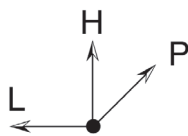


**LSF 60x30 RI**  
**LSF 80x50 RI**  
**LSF 96x67 RI**  
**LSF 150x110 RI**



R.I

**Dimensioni**  
 Dimensions




mm	L	P	H
LSF 60x30 RI	580	240	475
LSF 80x50 RI	750	500	1350
LSF 96x67 RI	1045	530	1420
LSF 150x110 RI	1090	530	1520




mm	L	ø
LSF 60x30 RI	30	60
LSF 80x50 RI	50	80
LSF 96x67 RI	67	96
LSF 150x110 RI	110	150

**Esempi profili speciali**  
 Special shapes sample



**Laminatoi a rulli intercambiabili per bordure e profili speciali**  
*Engraving and special shapes rolling mills with interchangeable rollers*

**Nastro - Strip**



LSF 60x30 RI




LSF 96x67 RI



LSF 150x110 RI

ASPO AMB 320



	u.m	Nastro - Strip			
modello / model articolo / item		LSF 60x30 RI (L524100)	LSF 80x50 RI (L531100)	LSF 96x67 RI (L535100)	LSF 150x110 RI (L550100)
<b>Larghezza dei cilindri</b> Rolls width	mm	30	50	67	110
<b>Diametro dei cilindri</b> Rolls diameter	mm	60	80	96	150
<b>Max. apertura cilindri</b> Max. rolls opening	mm	4	18	25	25
<b>Velocità di laminazione</b> Rolling speed	m/min	5,9	5,5	3,5 - 6,8	0-15
<b>Coppia max di laminazione</b> Max. rolling torque	kgm	17	96	169	168
<b>Sforzo max di laminazione</b> Max. rolling pressure	ton	4	12	19	30
<b>Potenza motore</b> Motor power	kW	0,55	2,2	4,0/2,0	7,5
<b>Tensione</b> Voltage	V Hz	400~3 50/60	400~3 50/60	400~3 50/60	400~3 50/60
<b>Peso</b> Weight	Kg	85	380	490	770

RI: Tutti i laminatoi hanno i cilindri scomponibili. / All the roiling mills have the adjustable position rollers.

Accessori / Accessories	LSF 60x31 RI	LSF 80x50 RI	LSF 96x67 RI	LSF 150x110 RI
rulli lisci / flat rolls	L523802	L530802	L535801	L550801
rulli incisi / engraved rolls	L523803+7	L530803+14	L530803+14	L550803+14

Aspo avvolgitore e svolgitore per nastri o filo a richiesta / Winding and unwinding reels for plate on wire on request

Aspo AMB 320 (L435100)	Bobina dia min avvolgimento Winding coil min dia	Bobina dia max avvolgimento Winding coil max dia	Bobina corsa matassatura Winding coil transversal stroke	Potenza motore Motor power	Peso Weight
	320 mm	320 mm	250 mm	3 kW	280 Kg